

OPEN THE DOOR TO EASY.

MEASUREMENT FORM (Circle all requirements on order)

APARTMENT COMPLEX:

P.O.#: UNIT #: UNIT TYPE (2 BR, etc.):

COLOR: (Circle One): FLOUR MIST STORM GRAPHITE NIMBUS OAK SABLE OAK ESPRESSO WALNUT

DOOR STYLE: (Circle One): SHAKER STEPS HARDWARE COLOR: (Circle One): SATIN NICKEL DARK BRONZE

HARDWARE STYLE: (Circle One): SQUARE PULL SQUARE KNOB BAR PULL TAPERED ARCH PULL ROUND KNOB T-SHAPED KNOB

HINGE OVERLAY (Circle One): 1/2" 3/4" 1" 1-1/4"

HINGE TYPE (Circle One): LUXURY SOFT CLOSE (add \$0.80/hinge) HIDDEN HINGE (standard)

CABINET CONSTRUCTION (Circle One): FRAMED FRAMELESS

ORDER DATE:

____ / ____ / ____

REQUEST TYPE:

ORDER
 QUOTE


LINE ITEM	LABEL NOTES	PART TYPE <small>(Door, Drawer Front, False Front, Hamper Front, or Tilt Out)</small>	WIDTH	HEIGHT	QUANTITY	OTHER NOTES <small>(Color is more than one circled above. Special hinges or pulls.)</small>
1.						
2.						
3.						
4.						
5.						
6.						
7.						
8.						
9.						
10.						
11.						
12.						
13.						
14.						
15.						
16.						
17.						
18.						
19.						
20.						
21.						
22.						
23.						
24.						
25.						

DOUBLE CHECKS

- NUMBER OF PARTS IN THE UNIT EQUALS THE NUMBER OF PARTS ORDERED
- MEASUREMENTS MAKE SENSE

CUSTOMER PHONE NUMBER (For Measurement Questions): _____

1. COLORS



2. DOOR STYLES APPLIES TO BOTH DOORS AND DRAWER FRONTS




SHAKER



STEPS

3. HARDWARE CHOICES

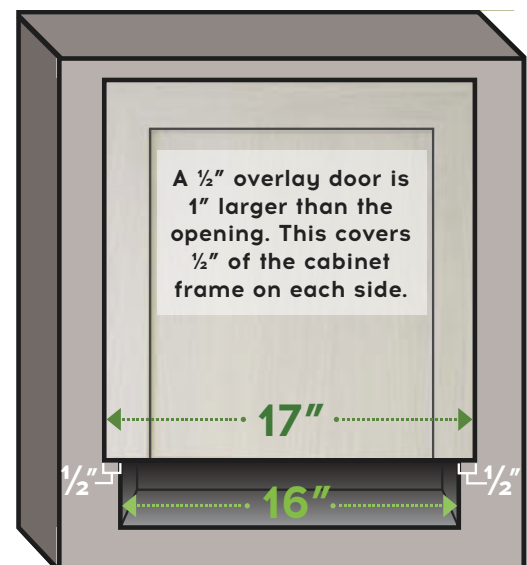


4. HINGE OVERLAY

Hinge overlay is the amount that a cabinet door covers the wooden frame on the front of a cabinet.

$$\frac{(\text{Door Width}) - (\text{Cabinet Opening Width})}{2} = \text{Hinge Overlay}$$

1/2" OVERLAY DOOR EXAMPLE



5. PART TYPES

- **Door:** Drilled for hinges on side. *Included in suggested pull count.*
- **Drawer Front:** Drilled for pulls, if pulls purchased from Cinch. *- Included in suggested pull count.*
- **False Front:** Mounting kit will be suggested. No pull suggested.
- **Decorative Panel:** Vertical grain. No hinges or pulls suggested.
- **Hamper Front:** Drilled for hinges on bottom. *- Included in suggested pull count.*